CA - RA - PA (series connection)

- Combination release valve for releasing CO_2 one-way bottles with ½" UNF thread by different methods of actuation
- Piercing valve of series connection type, for interconnecting the CO_2 outlet ports of several piercing valves. CO_2 outlets are mechanically connected through integrated mounting block, hence no additional pipes required for the outlet end
- Valve inlets to be connected with pipes as required
- By interconnecting the CA-RA valves, up to 10 CO_2 bottles within a group can be pierced at the same time. Using the valve blocks described in the following, it is also possible to combine several groups into one mechanical unit
- Minimum release pressure 8bar
- Maximum operating pressure 80bar
- Nominal bore (free cross section) of valve 4mm
- Nominal bore of piercing needle 2mm
- No tool required for tensioning the piercing needle
- Ambient temperature range: -20°C to +110°C
- CO_2 bottles are not included in our supply (see valves, accessories)

CA-RA-PA-A
with CO_2 bottle
and male connectors

The series **CA-RA-PA** valves are available in 4 versions that may be combined as necessary. Required for mounting: 2 threaded rods M4, 4 nuts M4 with washer

1. CA-RA-PA-A (head block):
- CO_2 group outlet with 1/4" thread
- Intermediate or end block (see below) can be mounted on right-hand side
- For releasing, types HA / EA (manual / electrical release action) additionally require a CO_2 pilot bottle
- For pipe connection of the valve, 1 male connector 1/4" (e.g. B1-8-1/4) and 1 male T-connector 1/8" (e.g. B9-6-1/8) will be required additionally

2. CA-RA-PA-M (intermediate block):
- Intermediate or end block (see below) can be mounted on right-hand side
- Including sealing ring for connection to the preceding block
- For pipe connection of the valve, 1 T-connector 1/8" (e.g. B7-6-1/8) will be required additionally

3. CA-RA-PA-E (end block):
- Head block of following group can be mounted on right-hand side
- Including sealing ring for connection to the preceding block
- For pipe connection of the valve, 1 male elbow union 1/8" (e.g. B5-6-1/8) will be required additionally

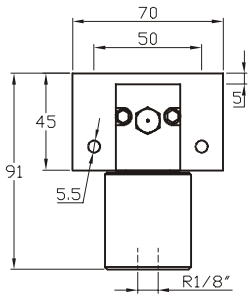

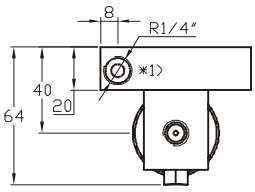

CA-RA-PA-A /
CA-RA-PA-M /
CA-RA-PA-E /
CA-RA-PA-S
***1)** exists only in PA-A and PA-S

4. CA-RA-PA-S (single block):
- For releasing a single CO_2 bottle. Piercing valve can be mechanically connected with groups of other piercing valves
- Head block or single block can be mounted on the right-hand side
- CO_2 group outlet 1/4" thread
- For pipe connection of the valve, 1 male connector 1/4" (e.g. B1-8-1/4) and 1 male connector 1/8" (e.g. B5-6-1/8) will be required additionally

Example of interconnection

1. CA-RA-PA-3-2: Combination release of series connection type, for pneumatically releasing

3 CO_2 bottles in the 1st group and
2 CO_2 bottles in the 2nd group.

Valve is mounted as follows (CA-RA-...):
1st group: PA-A + PA-M + PA-E,
2nd group: PA-A + PA-E.

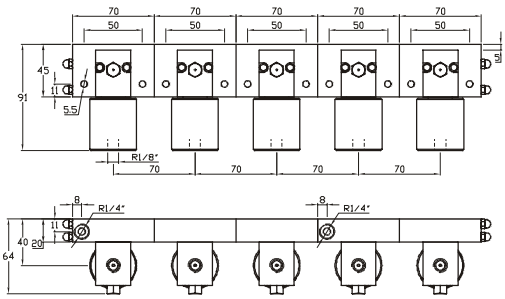

CA-RA-PA-3-2